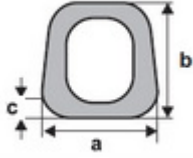

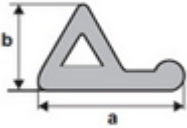

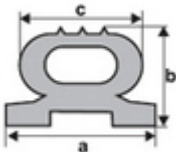

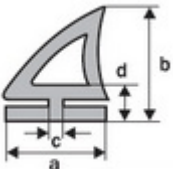

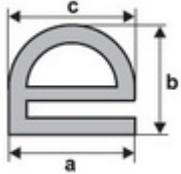

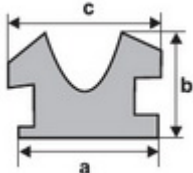


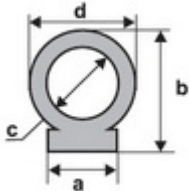

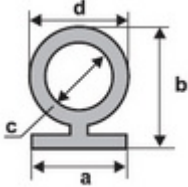

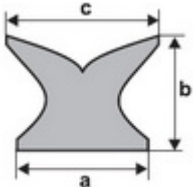

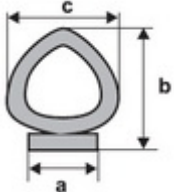

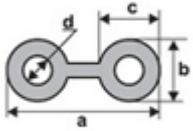

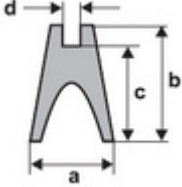

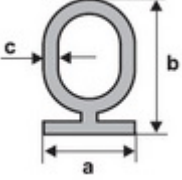

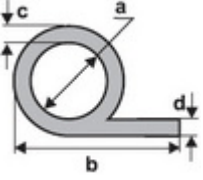

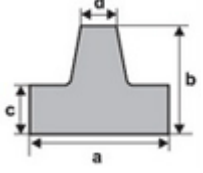

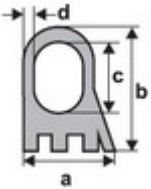

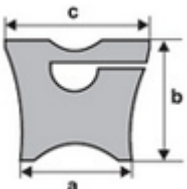

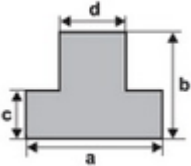

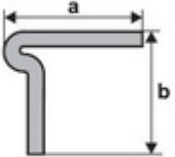



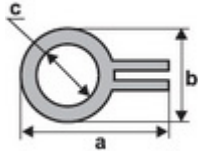

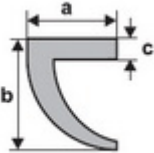

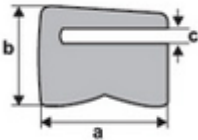

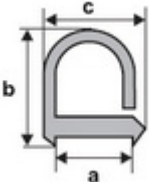

Профиль в сечении	Номер ИЗДЕЛИЯ	ООО «РОЕЛС»
	1	
	2	
	3	
	4	

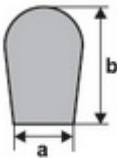

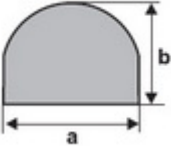

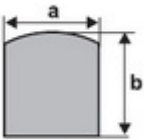



 <p>Technical drawing of a semi-circular profile. Dimension 'a' is the width of the base, 'b' is the height of the base, and 'c' is the diameter of the semi-circle.</p>	5	
 <p>Technical drawing of a profile with a central notch. Dimension 'a' is the width of the base, 'b' is the height of the base, and 'c' is the width of the top edge.</p>	6	 
 <p>Technical drawing of a circular profile. Dimension 'a' is the width of the base, 'b' is the height of the base, 'c' is the diameter of the inner hole, and 'd' is the diameter of the outer hole.</p>	7	

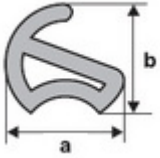

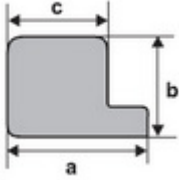

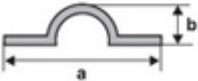

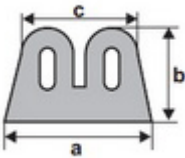

	<p>8</p>	 POELC
	<p>9</p>	 POELC
	<p>10</p>	 POELC
	<p>11</p>	 POELC

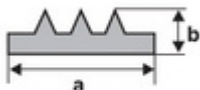

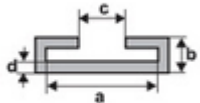

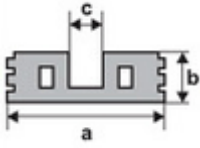

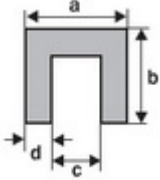

	12	
	13	
	14	
	15	

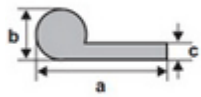

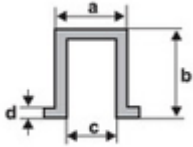

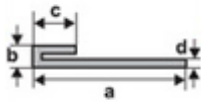

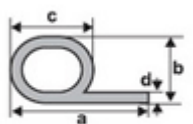

	<p>16</p>	
	<p>17</p>	
	<p>18</p>	
	<p>19</p>	

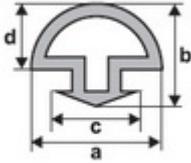

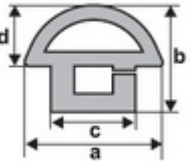

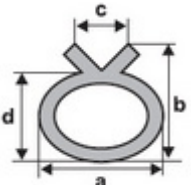

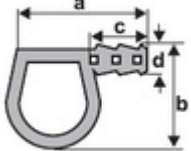

 <p>Technical drawing of a key. Dimension 'a' is the width of the key, 'b' is the height of the key, and 'c' is the thickness of the key.</p>	20	 POELC
 <p>Technical drawing of a curved bracket. Dimension 'a' is the width of the bracket, 'b' is the height of the bracket, and 'c' is the thickness of the bracket.</p>	21	 POELC
 <p>Technical drawing of a rectangular plate with a hole. Dimension 'a' is the width of the plate, 'b' is the height of the plate, and 'c' is the thickness of the plate.</p>	22	 POELC
 <p>Technical drawing of a U-shaped bracket. Dimension 'a' is the width of the bracket, 'b' is the height of the bracket, and 'c' is the thickness of the bracket.</p>	23	 POELC

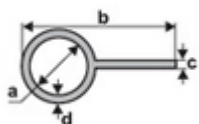

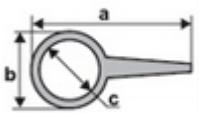

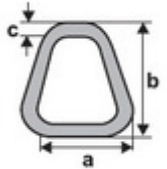

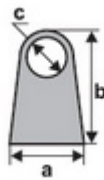

	24	 POELC
	25	 POELC
	26	 POELC
	27	 POELC

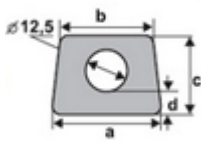

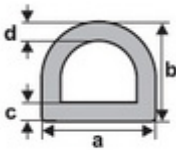

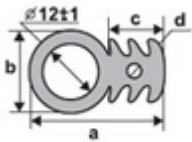

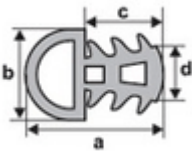

	28	
	29	
	30	
	31	

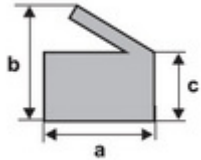

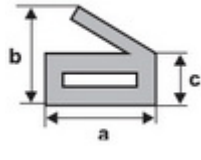

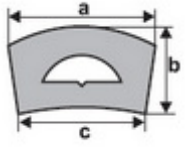

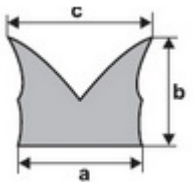

	32	
	33	
	34	
	35	

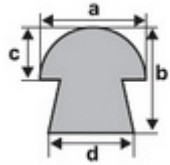

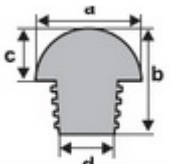

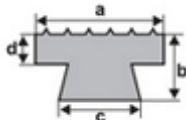

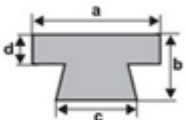

	<p>36</p>	
	<p>37</p>	
	<p>38</p>	
	<p>39</p>	

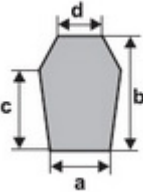

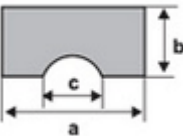

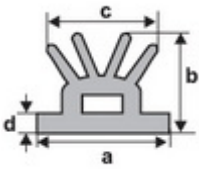

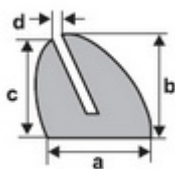

	<p>40</p>	
	<p>41</p>	
	<p>42</p>	
	<p>43</p>	

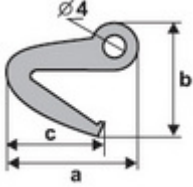

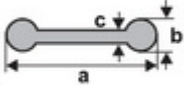

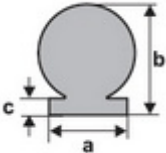

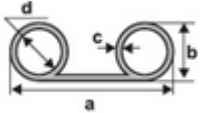

	<p>44</p>	 <p>POELC</p>
	<p>45</p>	 <p>POELC</p>
	<p>46</p>	 <p>POELC</p>
	<p>47</p>	 <p>POELC</p>

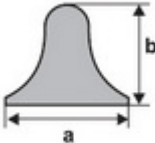

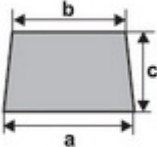

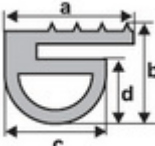

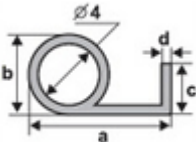

	<p>48</p>	
	<p>49</p>	
	<p>50</p>	
	<p>51</p>	

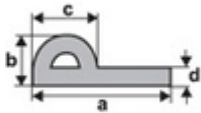

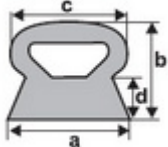

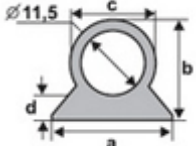

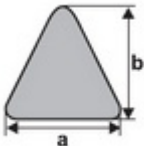

	<p>52</p>	
	<p>53</p>	
	<p>54</p>	
	<p>55</p>	

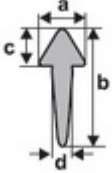

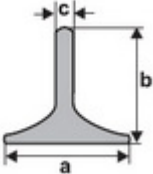

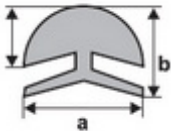

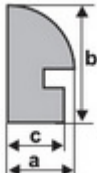

	<p>56</p>	
	<p>57</p>	
	<p>58</p>	
	<p>59</p>	

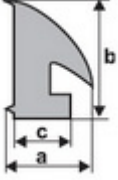

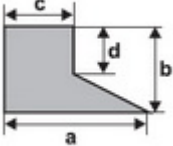

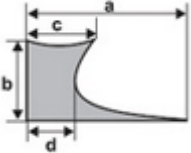

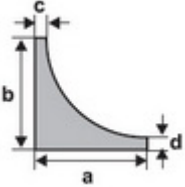

 <p>A technical drawing of a pentagonal shape. The bottom width is labeled 'a', the right height is 'b', the top width is 'd', and the left height is 'c'.</p>	60	 <p>РОЕЛС</p>
 <p>A technical drawing of a rectangular shape with a semi-circular cutout at the bottom center. The total width is 'a', the total height is 'b', and the width of the semi-circular cutout is 'c'.</p>	61	 <p>РОЕЛС</p>
 <p>A technical drawing of a complex shape. The bottom width is 'a', the right height is 'b', the top width is 'c', and the left height is 'd'. The shape has a central rectangular hole and several upward-pointing protrusions.</p>	62	 <p>РОЕЛС</p>
 <p>A technical drawing of a quarter-circle shape. The bottom width is 'a', the right height is 'b', the left height is 'c', and the top width is 'd'. A diagonal line is drawn from the top-left corner to the center of the quarter-circle.</p>	63	 <p>РОЕЛС</p>



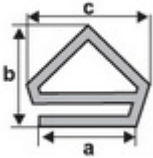

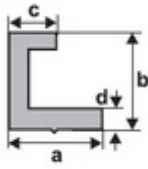

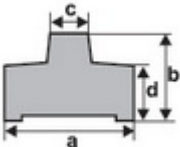

	<p>64</p>	 <p>POELC</p>
	<p>65</p>	 <p>POELC</p>
	<p>66</p>	 <p>POELC</p>
	<p>67</p>	 <p>POELC</p>

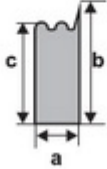

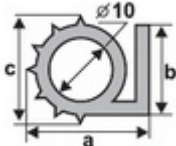

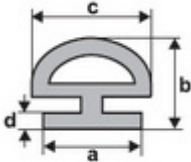

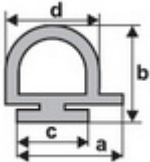

 <p>A technical drawing of a bell-shaped object. The base width is labeled 'a' and the height is labeled 'b'.</p>	<p>68</p>	 <p>POELC</p>
 <p>A technical drawing of a trapezoid. The top width is labeled 'b', the bottom width is labeled 'a', and the height is labeled 'c'.</p>	<p>69</p>	 <p>POELC</p>
 <p>A technical drawing of a complex shape. The top width is labeled 'a', the bottom width is labeled 'c', the height is labeled 'b', and the depth of the central cutout is labeled 'd'.</p>	<p>70</p>	 <p>POELC</p>
 <p>A technical drawing of a circular object. The diameter is labeled $\varnothing 4$. The total width is labeled 'a', the height is labeled 'b', the depth of the vertical part is labeled 'c', and the thickness of the vertical part is labeled 'd'.</p>	<p>71</p>	 <p>POELC</p>

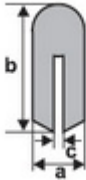

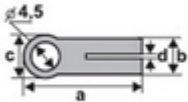

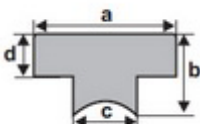

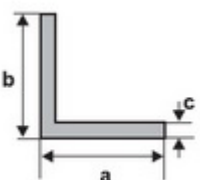

	72	 POELC
	73	 POELC
	74	 POELC
	75	 POELC

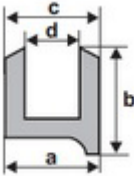

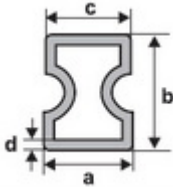

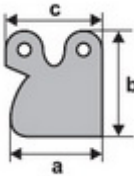

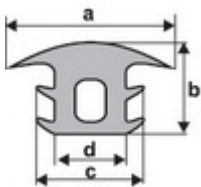

	<p>76</p>	
	<p>77</p>	
	<p>78</p>	
	<p>79</p>	

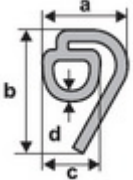

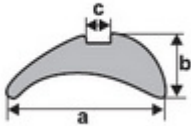

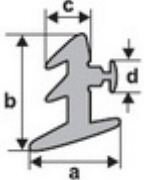

	<p>80</p>	
	<p>81</p>	
	<p>82</p>	
	<p>83</p>	

	<p>84</p>	 POELC
	<p>85</p>	 POELC
	<p>86</p>	 POELC
	<p>87</p>	 POELC

	<p>88</p>	
	<p>89</p>	
	<p>90</p>	
	<p>91</p>	

	<p>92</p>	
	<p>93</p>	
	<p>94</p>	
	<p>95</p>	

	<p>96</p>	
	<p>97</p>	
	<p>98</p>	
	<p>99</p>	

	100	 POELC
	101	 POELC
	102	 POELC